



# Virginia State Crime Commission

Follow-up: Illegal Immigrants in  
Virginia Jails




September 25, 2007

# Agenda




## ■ Questions:

- Why are Fairfax County numbers so low?
  - Review of methodology
- What does the INS court jurisdiction code (884) represent?



**Why are Fairfax County  
Numbers So Low?:  
Review of Methodology**

# Proxy Illegal Immigrants: Jail




## Top 10 Jails Where Proxy Illegal Immigrants Were Held During FY2007

Rank	Jail	Number of Individuals (N= 13,735)*	% of Total Individuals	Number of Offenses (N= 27,148)
1	Prince William/Manassas Regional	2,409	17.5%	5,134
2	Piedmont Regional	1,970	14.3%	2,406
3	Arlington	1,465	10.7%	2,561
4	Hampton Roads Regional	1,088	7.9%	1,233
5	Chesterfield	835	6.1%	2,746
6	Alexandria	687	5.0%	1,632
7	Pamunkey Regional	655	4.8%	923
8	Loudoun	636	4.6%	1,378
9	Riverside Regional	464	3.4%	717
10	Rockingham	446	3.2%	836

\* 448 individuals spent time in more than one jail in FY2007.


# Proxy Illegal Immigrants



- To determine proxy illegal immigrant status, a record had to meet each of the following criteria:
  1. Born in a country other than U.S.;
  2. Citizenship in a country other than U.S.;  
and,
  3. No valid Social Security Number.
    - Specifically, a 900-series number\*


\* n=42, 635 offenses by 21,364 individuals

# Fairfax County Data




- What we reported:
  - 39 individuals charged with 177 offenses for FY2007
  
- What was not included:
  - Those who had 900-series SSN# with blank country of birth and citizenship fields.
  
  - So, we excluded 4,869 individuals charged with 9,775 offenses.
    - Sheriff estimated that they held approximately 4,276 illegal immigrants during FY2007. (16% of containments for the year)

## Predicted Number of Illegal Aliens in Jails Based on Total Population (cont.)




- There are roughly 7.6 million people in Virginia (U.S. Census Bureau).
- A total of 215,769 individuals spent time in a Virginia jail in FY 2007, or 2.8% of Virginia's total population.
- There are an estimated 250,000 to 300,000 illegal aliens in Virginia (Pew Hispanic Center based on 2005 data).

# Predicted Number of Illegal Aliens in Jails Based on Total Population (cont.)




- Assuming an identical crime rate for this population subset, one would expect that 8,400 illegal aliens would spend time in a Virginia jail during that time period (2.8% of 300,000).
- This tracks very closely with the figures derived from analyzing the LIDS database.
  - $13,735$  (conservative approach) /  $300,000 = 4.6\%$  of total estimated illegal alien population;
  - $13,735$  individuals minus the  $4,875$  being held on behalf of ICE (non-criminal arrest) =  $8,860$ , or  $3\%$  of total estimated illegal alien population; and,
  - $13,735 + 7,629$  (those with blank fields that we initially excluded) minus  $4,875$  (held on behalf of ICE) =  $5.5\%$  of total estimated illegal alien population.



**What does the INS  
court jurisdiction code  
(884) represent?**

# Proxy Illegal Immigrants: Jurisdiction



Top 10 Court Jurisdictions for Proxy Illegal Immigrants in Jail During FY2007

Rank	Court Jurisdiction	Number of Individuals (N= 13,735)*	% of Total Individuals	Number of Offenses (N= 27,148)
1	INS (ICE)	4,875	35.5%	5,690
2	Prince William	1,872	13.6%	3,895
3	Chesterfield	893	6.5%	2,993
4	Arlington	765	5.6%	1,635
5	Loudoun	672	4.9%	1,686
6	U.S. Marshall	563	4.1%	714
7	Alexandria	488	3.6%	1,297
8	Manassas	457	3.3%	861
9	Out of State/Federal	312	2.3%	355
10	Henrico	229	1.7%	463

\* 971 individuals appeared in more than one court for an offense resulting in jail in FY2007.

Questions?